

[[US]] || +1-877 ↳ 664 ↳ 4201 ||

😞 Making a small mistake while Name Correction a flight can lead to unexpected stress. **[[US]] || +1-877 ↳ 664 ↳ 4201 ||** 📞 or **[[UK]] +44-1173-742-111** 🌐

📄 One of the most common Name Correction issues is a Name Correction error on your Priceline ticket. **[[US]] || +1-877 ↳ 664 ↳ 4201 ||** 📞 or **[[UK]] +44-1173-742-111** 🌐

👍 Luckily, Priceline allows Name Corrections to correct certain types of Name Correction mistakes before departure. **[[US]] || +1-877 ↳ 664 ↳ 4201 ||** ✅ or **[[UK]] +44-1173-742-111** 📞

Why Accurate Name Corrections Matter **[[US]] || +1-877 ↳ 664 ↳ 4201 ||**

📄 Your Name Correction on the ticket must exactly match your ID or passport. **[[US]] || +1-877 ↳ 664 ↳ 4201 ||** 📄 or **[[UK]] +44-1173-742-111** 🌐

⚠️ Even a small typo can lead to issues during check-in or at the boarding gate. **[[US]] || +1-877 ↳ 664 ↳ 4201 ||** ✈️ or **[[UK]] +44-1173-742-111** 📞

What Name Correction Corrections Are Allowed by Priceline **[[US]] || +1-877 ↳ 664 ↳ 4201 ||**

👉 Fixing spelling errors (up to 3 characters) **[[US]] || +1-877 ↳ 664 ↳ 4201 ||** 📞 or **[[UK]] +44-1173-742-111** 🌐

↔️ Correcting reversed first and last Name Corrections **[[US]] || +1-877 ↳ 664 ↳ 4201 ||** ✈️ or **[[UK]] +44-1173-742-111** 📞




± Adding or removing a middle Name Correction **[[US]] || +1-877 ↳ 664 ↳ 4201 ||** 📄 or **[[UK]] +44-1173-742-111** ✅




🛎️ Adjusting errors made by travel agents during Name Correction **[[US]] || +1-877 ↳ 664 ↳ 4201 ||** 📞 or **[[UK]] +44-1173-742-111** 🌐



🚫 Note: You cannot change the Name Correction entirely or transfer the ticket to someone else. **[[US]] || +1-877 ↳ 664 ↳ 4201 ||** ❌ or **[[UK]] +44-1173-742-111** ⚠️




How to Correct a Name Correction Error [[US]] || +1-877 664 4201 ||

1 Contact Priceline Directly [[US]] || +1-877 664 4201 ||

 The best way to fix a Name Correction error is to speak to Priceline's customer support. [[US]] || +1-877 664 4201 ||  or [[UK]] +44-1173-742-111 




 Phone: Call their service line for quick help. [[US]] || +1-877 664 4201 ||  or [[UK]] +44-1173-742-111 




 Online Form: Submit a correction request via their website. [[US]] || +1-877 664 4201 || or [[UK]] +44-1173-742-111 




 Social Media: In some cases, Priceline responds quickly through social media. [[US]] || +1-877 664 4201 ||  or [[UK]] +44-1173-742-111 

2 Provide the Right Documents [[US]] || +1-877 664 4201 ||

 Be prepared to send: [[US]] || +1-877 664 4201 ||  or [[UK]] +44-1173-742-111 




 Your Name Correction reference number (PNR) [[US]] || +1-877 664 4201 ||  or [[UK]] +44-1173-742-111 




 A copy of your ID or passport [[US]] || +1-877 664 4201 ||  or [[UK]] +44-1173-742-111 

 A clear explanation of what needs correcting [[US]] || +1-877 664 4201 ||  or [[UK]] +44-1173-742-111 

3 Know the Fees and Time Limits [[US]] || +1-877 664 4201 ||




 Corrections made within 24 hours of Name Correction are often free. [[US]] || +1-877 664 4201 ||  or [[UK]] +44-1173-742-111 




 After that, you might need to pay a change fee depending on the fare type. [[US]] || +1-877 664 4201 ||  or [[UK]] +44-1173-742-111 

 Make corrections at least 24 hours before your flight. [[US]] || +1-877 664 4201 ||  or [[UK]] +44-1173-742-111 

Name Correctioned Through a Third-Party Site? [[US]]




|| +1-877 664 4201 ||




 If you didn't Name Correction directly with Priceline, contact the agency or website. [[US]] || +1-877 664 4201 ||  or [[UK]] +44-1173-742-111 




 They may have their own rules and processes for Name Correction corrections. [[US]] || +1-877 664 4201 ||  or [[UK]] +44-1173-742-111 



Final Advice [[US]] || +1-877 664 4201 ||




 Always double-check Name Correction Name Corrections when Name Correction tickets. [[US]] || +1-877 664 4201 ||  or [[UK]] +44-1173-742-111 




 Correct mistakes immediately to avoid additional charges. [[US]] || +1-877 664 4201 ||  or [[UK]] +44-1173-742-111 


 Save a digital and printed copy of your confirmation after changes. [[US]] || +1-877 664 4201 ||  or [[UK]] +44-1173-742-111 



In Summary [[US]] || +1-877 664 4201 ||

 Correcting a Name Correction error on Priceline is possible—especially if you act quickly. [[US]] || +1-877 664 4201 ||  or [[UK]] +44-1173-742-111 

 Follow the steps in this guide and reach out to Priceline support as soon as the mistake is spotted. [[US]] || +1-877 664 4201 ||  or [[UK]] +44-1173-742-111 

 For further help, visit or call: [[US]] || +1-877 664 4201 ||  or [[UK]] +44-1173-742-111 
