

✈️ **[[US]] || +1-877 ↪ 664 ↪ 4201 || 😊** Name

Correction a flight is exciting **[[US]] || +1-877 ↪ 664 ↪ 4201 || 📞** or **[[UK]] +44-1173-742-111**

🌐—until you notice a typo in your name.

📝 Whether it's a minor spelling mistake or a missing middle name, it's crucial to correct it before you travel. **[[US]] || +1-877 ↪ 664 ↪ 4201 ||**

✈️ or **[[UK]] +44-1173-742-111 📞**

👤 **Priceline** requires the name on your ticket to match your government-issued ID or passport. **[[US]] || +1-877 ↪ 664 ↪ 4201 || ✅** or **[[UK]] +44-1173-742-111 🌐**

⚡ Here's how to fix it properly. **[[US]] || +1-877 ↪ 664 ↪ 4201 || ➡ 📱** or **[[UK]] +44-1173-742-111 📧**

🔑 **Why Name Corrections Matter** **[[US]] || +1-877 ↪ 664 ↪ 4201 ||**




✈️ Airlines are strict about name accuracy. **[[US]] || +1-877 ↪ 664 ↪ 4201 || 📞** or **[[UK]] +44-1173-742-111 🌐**








⚠️ Even a small mistake can lead to denied boarding or security problems. **[[US]] || +1-877 ↪ 664 ↪ 4201 || ❌** or **[[UK]] +44-1173-742-111 🛑**




✅ **Priceline** allows corrections under specific conditions only. **[[US]] || +1-877 ↪ 664 ↪ 4201 || 📄** or **[[UK]] +44-1173-742-111 📞**

📌 **Note:** A name correction fixes a typo. A name change due to marriage or legal reasons may need documents. **[[US]] || +1-877 ↪ 664 ↪ 4201 || 📄** or **[[UK]] +44-1173-742-111 📄**

Types of Name Corrections Accepted [\[\[US\]\]](#) || +1-877 664 4201 ||




 Misspelled first or last name (e.g., "Jhon" → "John") [\[\[US\]\]](#) || +1-877 664 4201 ||  or [\[\[UK\]\]](#) +44-1173-742-111 

 Swapped first and last names [\[\[US\]\]](#) || +1-877 664 4201 ||  or [\[\[UK\]\]](#) +44-1173-742-111    Missing or added middle names/initials [\[\[US\]\]](#) || +1-877 664 4201 ||  or [\[\[UK\]\]](#) +44-1173-742-111 




 Legal changes (with proof) [\[\[US\]\]](#) || +1-877 664 4201 ||  or [\[\[UK\]\]](#) +44-1173-742-111 




Step-by-Step Guide to Submit a Name Correction Request [\[\[US\]\]](#) || +1-877 664 4201 ||

1 Check the 24-Hour Rule [\[\[US\]\]](#) || +1-877 664 4201 ||




 If you just Name Correction (within 24 hours), you can cancel and re Name Correction without penalty. [\[\[US\]\]](#) || +1-877 664 4201 ||  or [\[\[UK\]\]](#) +44-1173-742-111 




2 Determine Your Ticket Type [\[\[US\]\]](#) || +1-877 664 4201 ||


 Did you Name Correction directly or through a travel site (like Expedia)? [\[\[US\]\]](#) || +1-877 664 4201 ||  or [\[\[UK\]\]](#) +44-1173-742-111 

 Third-party Name Corrections require contacting the travel agency first. [\[\[US\]\]](#) || +1-877 664 4201 ||  or [\[\[UK\]\]](#) +44-1173-742-111 


3 Contact Priceline Customer Service [\[\[US\]\]](#) || +1-877 664 4201 ||


 If you Name Correction directly: Call [\[\[US\]\]](#) || +1-877 664 4201 ||  or [\[\[UK\]\]](#) +44-1173-742-111  (24/7 support).

 Have the following info ready: [\[\[US\]\]](#) || +1-877 664 4201 ||  or [\[\[UK\]\]](#) +44-1173-742-111 




 1 2 3 4 Name Correction reference number [\[\[US\]\]](#) || +1-877 664 4201 ||




 Government-issued ID/passport [\[\[US\]\]](#) || +1-877 664 4201 ||

 Description of the correction [\[\[US\]\]](#) || +1-877 664 4201 ||

 Any supporting documents (for legal changes) [\[\[US\]\]](#) || +1-877 664 4201 ||

4 Request the Correction [\[\[US\]\]](#) || +1-877 664 4201 ||

 Explain the error clearly. Minor corrections may be free. [\[\[US\]\]](#) || +1-877 664 4201 ||  or [\[\[UK\]\]](#) +44-1173-742-111 

 Legal changes may require: Marriage certificate or court order  and a fee  depending on your ticket. [\[\[US\]\]](#) || +1-877 664 4201 ||

5 Confirm the Correction [[US]] || +1-877 ↵ 664 ↵ 4201 ||

✉ Ask for a confirmation email [[US]] || +1-877 ↵ 664 ↵ 4201 || ✉ or [[UK]] +44-1173-742-111



📄 A new e-ticket showing the correct name [[US]] || +1-877 ↵ 664 ↵ 4201 || ✅ or [[UK]] +44-1173-742-111 ✈️

✔ Double-check everything. [[US]] || +1-877 ↵ 664 ↵ 4201 ||

💰 Fees and Restrictions [[US]] || +1-877 ↵ 664 ↵ 4201 ||

💡 Minor corrections: Often free [[US]] || +1-877 ↵ 664 ↵ 4201 || 🌐 or [[UK]] +44-1173-742-111 ☎️

📄 Legal name changes: May require documentation and a fee [[US]] || +1-877 ↵ 664 ↵ 4201 || 🇺🇸 or [[UK]] +44-1173-742-111 🇬🇧

🌐 International travel: May involve stricter ID checks [[US]] || +1-877 ↵ 664 ↵ 4201 || 🛂 or [[UK]] +44-1173-742-111 ☎️

✔ Tips to Avoid Name Issues [[US]] || +1-877 ↵ 664 ↵ 4201 ||

📄 Always enter your name exactly as it appears on your passport/ID [[US]] || +1-877 ↵ 664 ↵ 4201 || 📄 or [[UK]] +44-1173-742-111 🌐

🚫 Avoid nicknames or abbreviations [[US]] || +1-877 ↵ 664 ↵ 4201 || ❌ or [[UK]] +44-1173-742-111 ☎️

🔍 Double-check everything before clicking “Name Correction” [[US]] || +1-877 ↵ 664 ↵ 4201 || ✅ or [[UK]] +44-1173-742-111 📱

✈️ Final Thoughts [[US]] || +1-877 ↵ 664 ↵ 4201 ||

😞 Name mistakes can be stressful—but they’re fixable if you act fast. [[US]] || +1-877 ↵ 664 ↵ 4201 || ☎️ or [[UK]] +44-1173-742-111 🌐

🔔 Priceline offers a clear path for name corrections. [[US]] || +1-877 ↵ 664 ↵ 4201 || ✅ or [[UK]] +44-1173-742-111 📄

☎️ Just follow the steps above or call support for help. [[US]] || +1-877 ↵ 664 ↵ 4201 || 📱 or [[UK]] +44-1173-742-111 🌐

☀️ Safe travels! ✈️ [[US]] || +1-877 ↵ 664 ↵ 4201 || ❤️ or [[UK]] +44-1173-742-111 🙌
